

How to Schedule a HESI Bundle Exam

- To get started, follow the ProctorU account setup and scheduling steps outlined here:

CREATE AN ACCOUNT

- If you **DO NOT** already have a ProctorU account, use [this link](#) to sign up with an Elsevier –HESI enrollment.
- If you **DO** already have a ProctorU account through your institution, you'll need to add a new enrollment with Elsevier to take your HESI exams. To do this, follow the steps below:
 1. [Log into](#) your existing account.
 2. Click the dropdown by your name in the upper right corner and select **Account Settings**.
 3. Scroll to where you see Enrollments and click **Add Enrollment**.
 4. Find and select ****Elsevier –HESI****.
 5. Click **Update Account** at the bottom of the page.

SCHEDULE AN EXAM

Follow these steps to make sure you schedule the right exam:

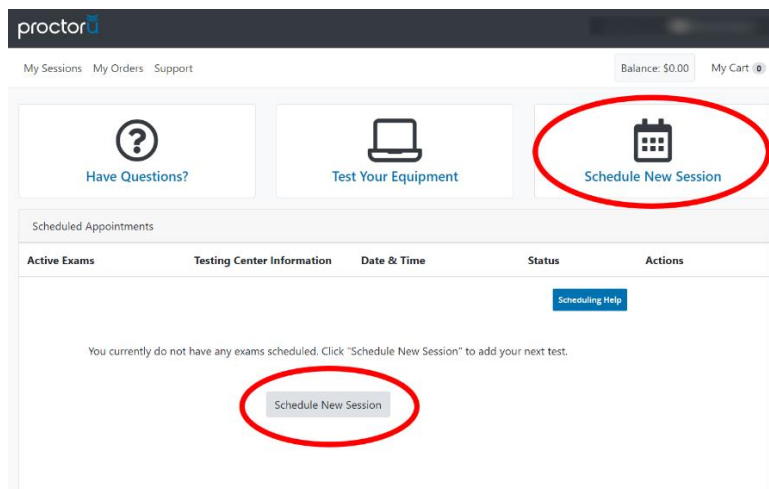
1. After creating an account, log in and click the button that says **Schedule New Session**.
2. In the dropdown labeled “Confirm your institution”, “select ****Elsevier –HESI****”.
3. In the dropdown labeled “Select a term”, **select the name of the college or university** where you’re taking your nursing course.
4. In the dropdown labeled “Select your exam”, **select the option that matches this naming convention: Cohort ID / Exam Name**. For example, Spring 2020/HESI Exit Exam.

NOTE: *If you are unsure what to select here, please contact your instructor.*

1. Click **Find Sessions**.
2. On the left side, select the **date and time** you'd like to take your exam. If you don't see any good options for your selected date and time, please try another date and/or time.

PAYMENT

When scheduling your bundle exam, you will only pay once through the ProctorU website. This covers the cost of your exam and proctoring fees.



proctorU

My Sessions My Orders Support Balance: \$0.00 My Cart

Select Exam for

Confirm your institution: Elsevier - HESI

Select a term: Please Select

Select your exam: Please Select

Find Sessions

proctorU

My Sessions My Orders Support Balance: \$0.00 My Cart

Schedule Session

Select a Date

May 2022

Su Mo Tu We Th Fr Sa

1 2 3 4 5 6 7

8 9 10 11 12 13 14

15 16 17 18 19 20 21

22 23 24 25 26 27 28

29 30 31 1 2 3 4

5 6 7 8 9 10 11

Select a Time

01 : 10 PM

Submit

Exam

1:20PM CDT
Friday, May 20, 2022
9 minutes from now

1:40PM CDT
Friday, May 20, 2022
29 minutes from now

1:50PM CDT
Friday, May 20, 2022
39 minutes from now

2:00PM CDT
Friday, May 20, 2022
about 1 hour from now

2:10PM CDT
Friday, May 20, 2022
about 1 hour from now

2:40PM CDT
Friday, May 20, 2022
about 1 hour from now

3:00PM CDT

- After selecting the time for your exam, you will be redirected to the confirmation page as seen below. You will need to confirm the time and information is correct. Once you confirm the information, click “proceed to cart”

proctorU

My Sessions My Orders Support Balance: \$0.00 My Cart

Reservation created. Please continue through checkout.

Confirm Session

Edit Cancel

Session	Institution	Date & Time	Type	Price
	Elsevier - HESI	05/21/2022 8:50AM EDT	Live+	\$70.00
Take it soon	Elsevier - HESI	05/21/2022 8:50AM EDT	Take it soon	\$0.00
Total				\$70.00

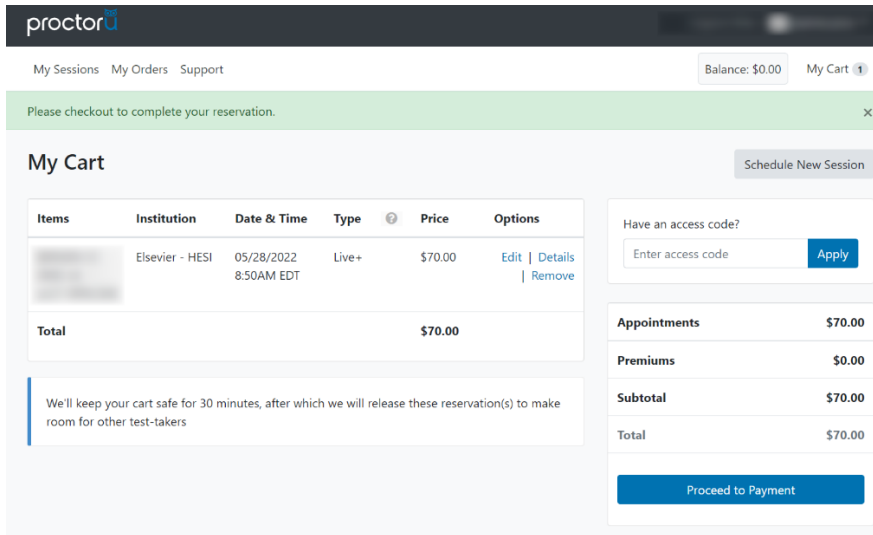
Comment

Add a comment...

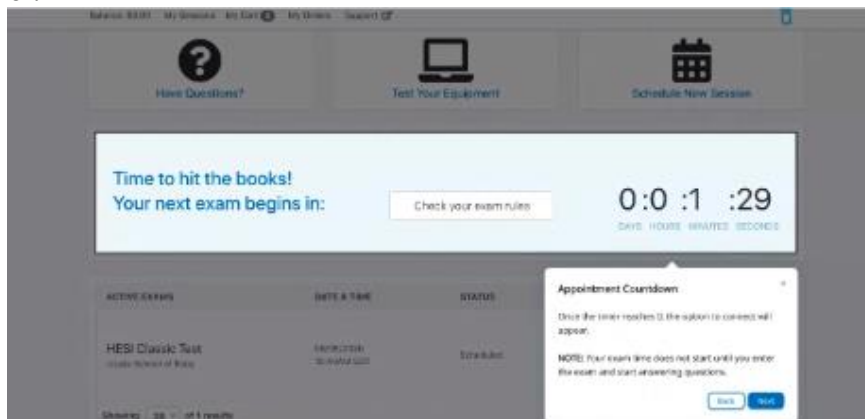
Your cart content will be held for 30 minutes

Proceed to Cart

- Once redirected to your cart, you will need to enter your payment information and press “proceed to payment” once the payment is complete you will see the reservation on your dashboard.



- When your scheduled appointment time comes to take your exam, log into your ProctorU account and look for the countdown timer.



- At your appointment time, the countdown timer will change to a Start Session button. Click this to get started.

